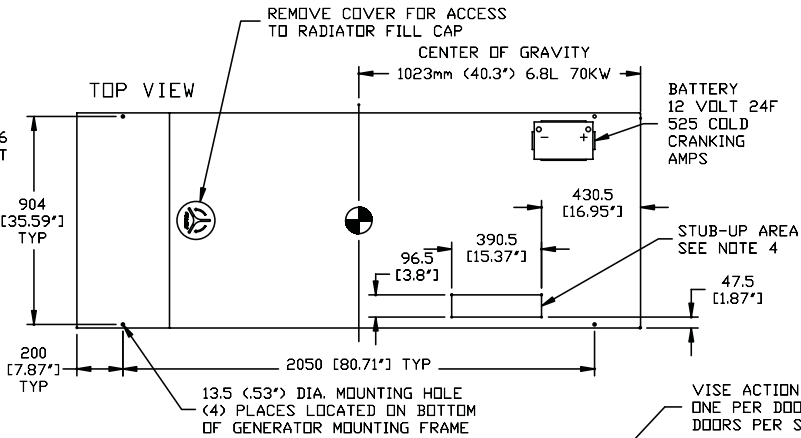
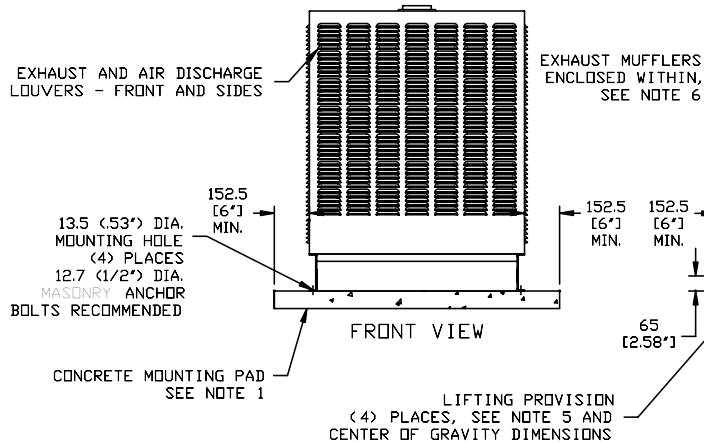


WEIGHT DATA	
6.8L 70KW - 991KG (2185 LB)	
WOODEN SHIPPING SKIDS INCREASE OVERALL WEIGHT 79KG (175LB)	

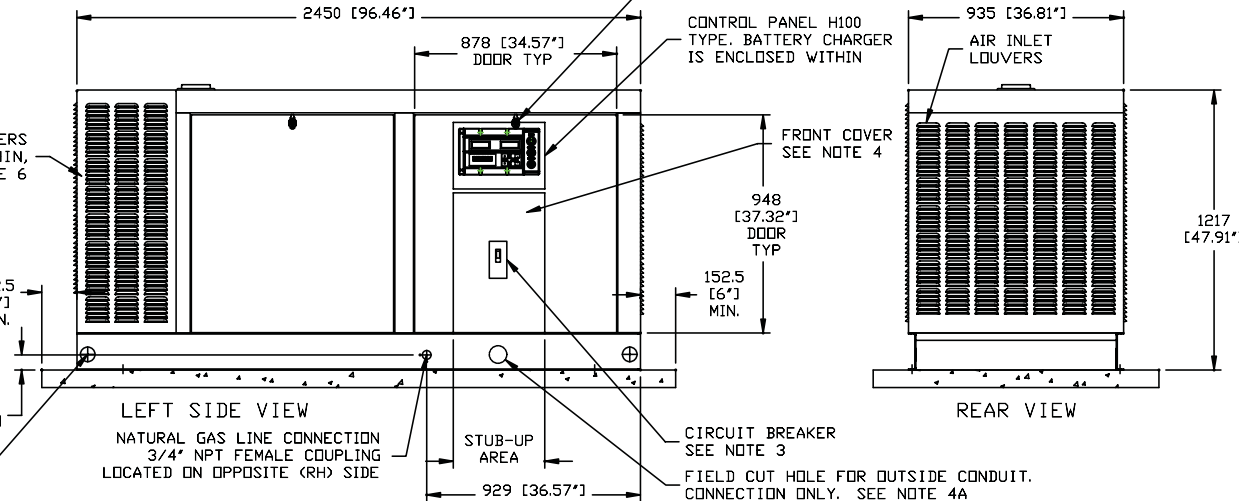
NOTES:

- 1) MINIMUM RECOMMENDED CONCRETE PAD SIZE: 1240 (48.8') WIDE X 2756 (108.5') LONG. REFERENCE INSTALLATION GUIDE SUPPLIED WITH UNIT FOR CONCRETE PAD GUIDELINES.
- 2) ALLOW SUFFICIENT ROOM ON ALL SIDES OF THE GENERATOR FOR MAINTENANCE AND SERVICING. THIS UNIT MUST BE INSTALLED IN ACCORDANCE WITH CURRENT APPLICABLE NFPA 37 AND NFPA 70 STANDARDS AS WELL AS ANY OTHER FEDERAL, STATE AND LOCAL CODES FOR MINIMUM DISTANCES FROM OTHER STRUCTURES.
- 3) CIRCUIT BREAKER INFORMATION: SEE SPECIFICATION SHEET WITHIN OWNERS MANUAL.
- 4) INSIDE STUB-UP AREA FOR AC LOAD LEAD CONDUIT CONNECTION, NEUTRAL CONNECTION, BATTERY CHARGER 120 VOLT AC (< 5 AMP MAX.) CONNECTION, AND ACCESS TO TRANSFER SWITCH CONTROL WIRES. REMOVE FRONT COVER FOR ACCESS.
- 4A) FIELD CUT HOLE IS ONLY REQUIRED FOR MOUNTING OF GENERATOR ON AN EXISTING PAD.
- 5) REFERENCE OWNERS MANUAL FOR LIFTING WARNINGS.
- 6) REMOVE EITHER LEFT OR RIGHT HAND SIDE PANEL TO ACCESS EXHAUST MUFFLERS.



SERVICE ITEM ACCESSIBILITY CHART	
SERVICE ITEM	6.8L 70KW
OIL FILL CAP	THRU RIGHT FRONT DOOR
OIL DIP STICK	THRU LEFT FRONT DOOR
OIL FILTER	THRU LEFT FRONT DOOR
OIL DRAIN HOSE	THRU RIGHT FRONT DOOR
RADIATOR DRAIN HOSE	THRU LEFT FRONT DOOR
AIR CLEANER ELEMENT	EITHER FRONT DOOR
SPARK PLUGS	BOTH FRONT DOORS
MUFFLERS	SEE NOTE 6
FAN BELT	EITHER FRONT DOOR
BATTERY	THRU RIGHT REAR DOOR

REFERENCE OWNERS MANUAL FOR PERIODIC REPLACEMENT PART LISTINGS



INSTALLATION DRAWING

#0F6287-B

70kW

6.8 LITER V-10

NATURALLY ASPIRATED ENGINE

